

THE CARISMED KONTUR MD RADIOFREQUENCY - REPORT ON USE ON FACE AND NECK

March
2011

I used the Carismed (Karlsruhe, Germany) Kontur MD MultiPolar RF device over the last number of months for deep dermal heating to promote neocollagenesis and ultimately tighten skin. We treated over 21 patients, 4-6 times each, at 1 week intervals.

The medium handpiece was used primarily in automatic mode at 1MHz to target the most superficial tissues. To target the deeper tissues (ie. Subcutaneous fat) for body contouring and cellulite reduction, the 0.75MHz and 0.5MHz frequencies would seem to be more appropriate. In addition, the large handpiece is preferred for deeper heating since the greater distance between poles sends the electric current deeper into the tissues.

The treatments were extremely well tolerated by all patients, and experienced as an increasing warmth over the treated areas. As the treatment progressed, skin temperature was monitored using an infrared hand-held thermometer. The target skin temperature was 40-42 degrees celsius. A thin layer of glycerin 75-100% was applied to cleansed skin before the treatment commenced.

Treatments were performed in automatic mode, 1Hz frequency, at 70-100% intensity. Treatment times were approximately 12-15 minutes for one side of the face and neck. After the treatment, the patients' skin was warm and erythematous. Some immediate skin contraction and oedema produced a transient improvement in rhytids. After 4-6 treatments, almost all patients showed a definite improvement in skin roughness as measured on a three-dimensional skin imaging device (Antera 3D, Miravex, Dublin). All analytic measurements are real improvements after the final 6th treatment, and not just an immediate effect of the generated heat.

In average, the analyses show approximately 20-30% improvement in skin roughness after 6 treatments.

For body applications, the large handpiece and lower frequencies were used to heat the fat. The tunable nature of the Kontur MD device enables tailored treatments depending on the indication and treatment sites. This widens the applications from a skin tightening device to a device that could provide contouring through tightening and volume reduction.

Note: A reduction in intensity or treatment time over bony prominences is recommended. Two patients sustained minor burns over the chin and cheekbone following treatment at 1MHz with the medium handpiece.

Peter M. Prendergast MB MRCSI

President, European College of Aesthetic Medicine

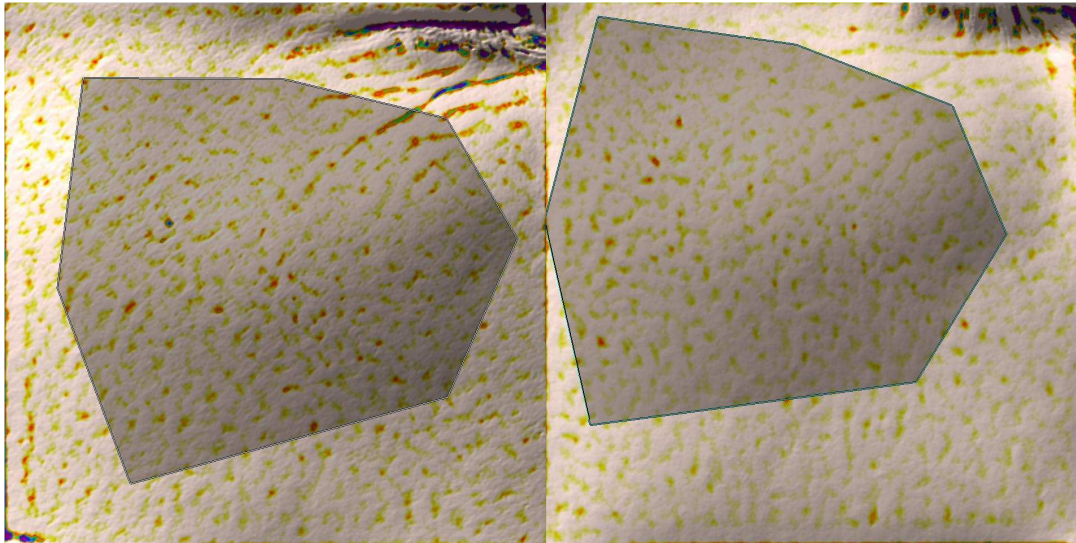
THE CARISMED KONTUR MD RADIOFREQUENCY - REPORT ON USE ON FACE AND NECK

March
2011

This patient (# 1): female, age 30, after 7 treatments, medium handpiece, 70-100% intensity, 35 minutes total, max temp 42C. Measured roughness decreased from 9.65 to 7.45. ie. 22% improvement

BEFORE

AFTER

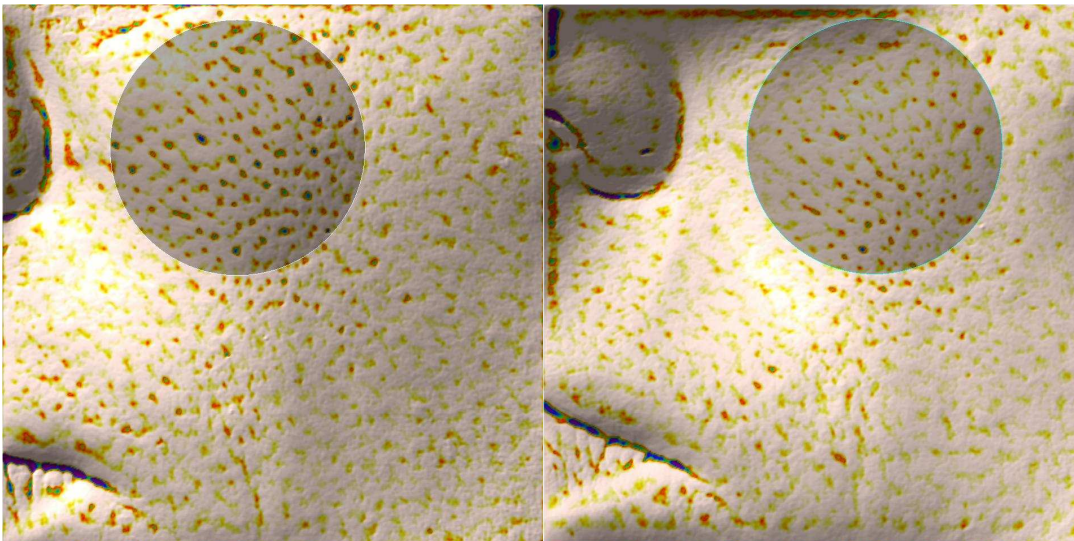


(Patient 1 RF7)

This patient (# 2) : female, age 43, after 6 treatments, 20 minutes total, automatic 1MHz, medium handpiece, 70-100% intensity. Skin roughness (measured) reduced from 14.8 to 10.4, ie. 29.7% improvement

BEFORE

AFTER



(Patient 2 RF88)


THE CARISMED KONTUR MD RADIOFREQUENCY - REPORT ON USE ON FACE AND NECK

March
2011

This patient (# 3): female, age 48, 6 treatments, medium handpiece, automatic 1MHz, 80-100% intensity, skin temp max 42C, 35 minutes each treatment, roughness reduced from 13.8 to 9.63, ie. 30.2% improvement.

BEFORE

AFTER

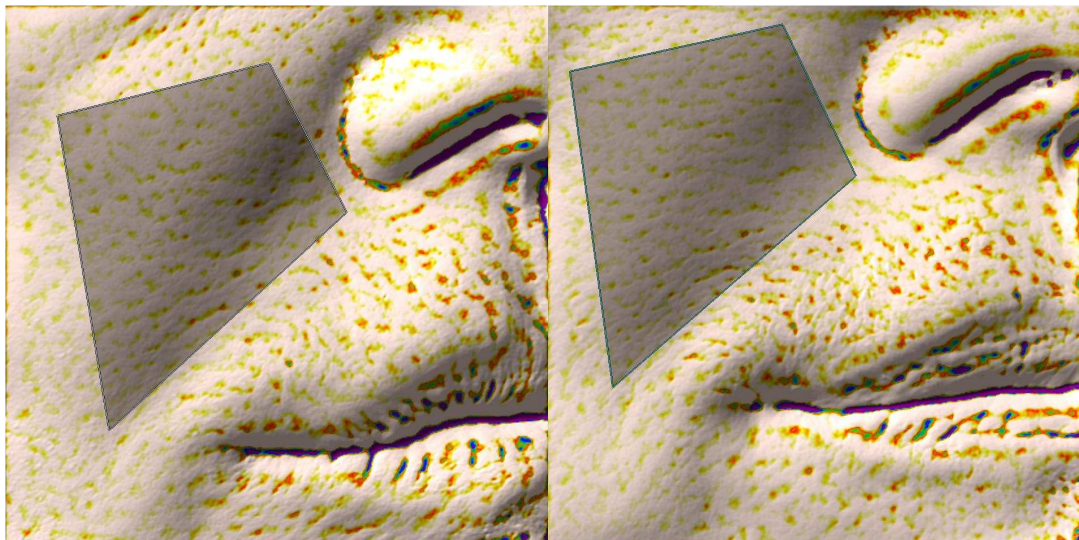


(Patient 3 RF6)

This patient (# 4): female, age 46, 5 treatments, medium handpiece, 80-100% intensity, automatic 1MHz, 35 minutes, 42C temp; skin roughness reduced from 7.61 to 6.81; ie. 10.5% improvement.

BEFORE

AFTER



(Patient 4 RF5)

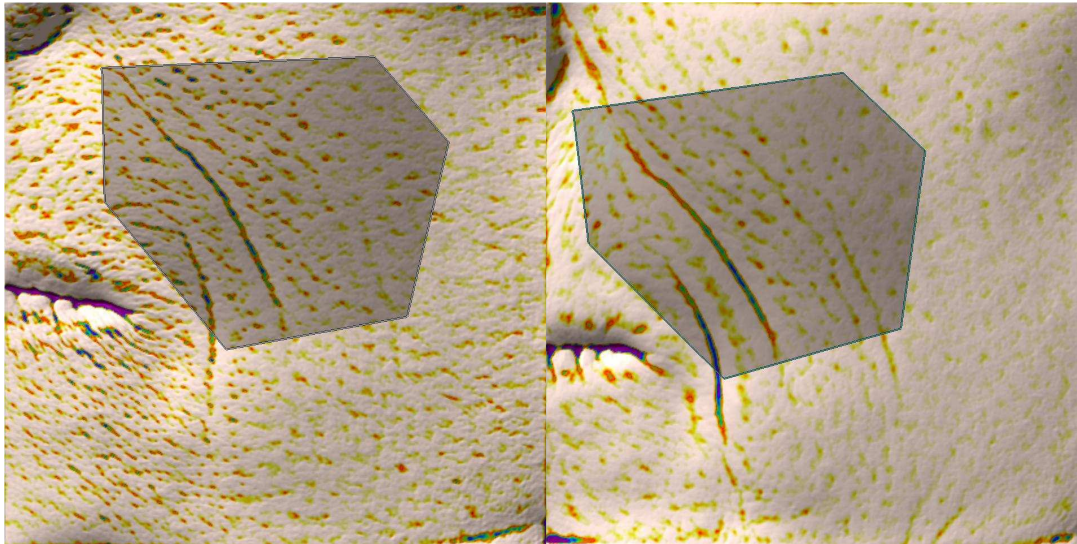
THE CARISMED KONTUR MD RADIOFREQUENCY - REPORT ON USE ON FACE AND NECK

March
2011

This patient (# 5): : female, 43 years, 4 treatments, medium handpiece, automatic 1MHz, 70-100%, 40C temp; measured skin roughness reduced from 13.5 to 10.9, ie. 19.3% improvement.

BEFORE

AFTER



(Patient 5 RF4)